

SEDGEFIELD MIDDLE SCHOOL

Magnet Program, School Assignment, and
Demographic Changes

Executive Summary

- In the coming years, Sedgefield Middle School (SMS) will undergo a dramatic shift in its attendance areas and its demographics
- Based on 2016-2017 CMS enrollment data, the 6th grade class to enter SMS in 2019-2020 will be made up of approximately **68% new students**:

37% from the 2016-2017 Dilworth attendance area

29% from the Eastover attendance area

2% from the Ashley Park K-8 attendance area within the I-277 loop

- And 32% from the 2016-2017 SMS attendance area:

14% from Sedgefield Elementary (the 2016-2017 attendance area other than Southside Homes, which will be assigned to Marie G. Davis)

14% from the Barringer attendance area
--

5% from outside the SMS attendance area (estimated based on 2016-2017 non-magnet population attending SMS but residing elsewhere)

Magnet Program Status

- Today, SMS houses both a neighborhood school (grades 6-8) and a Montessori magnet program (grades 7-9)
- Beginning with the 2017-2018 school year, the Montessori magnet program will relocate to the John Taylor Williams Secondary Montessori campus
- No magnet program is scheduled to be added to SMS

School Assignment Changes

- On May 24, 2017, the CMS Board of Education approved assignment changes impacting SMS and its feeder schools
- SMS will gain students from the following home school attendance areas:

Effective 2018-2019	<ul style="list-style-type: none"> • Portions of current Ashley Park and Dilworth within the I-277 loop (to be assigned to First Ward)
Effective 2019-2020	<ul style="list-style-type: none"> • Dilworth area other than I-277 loop • Eastover

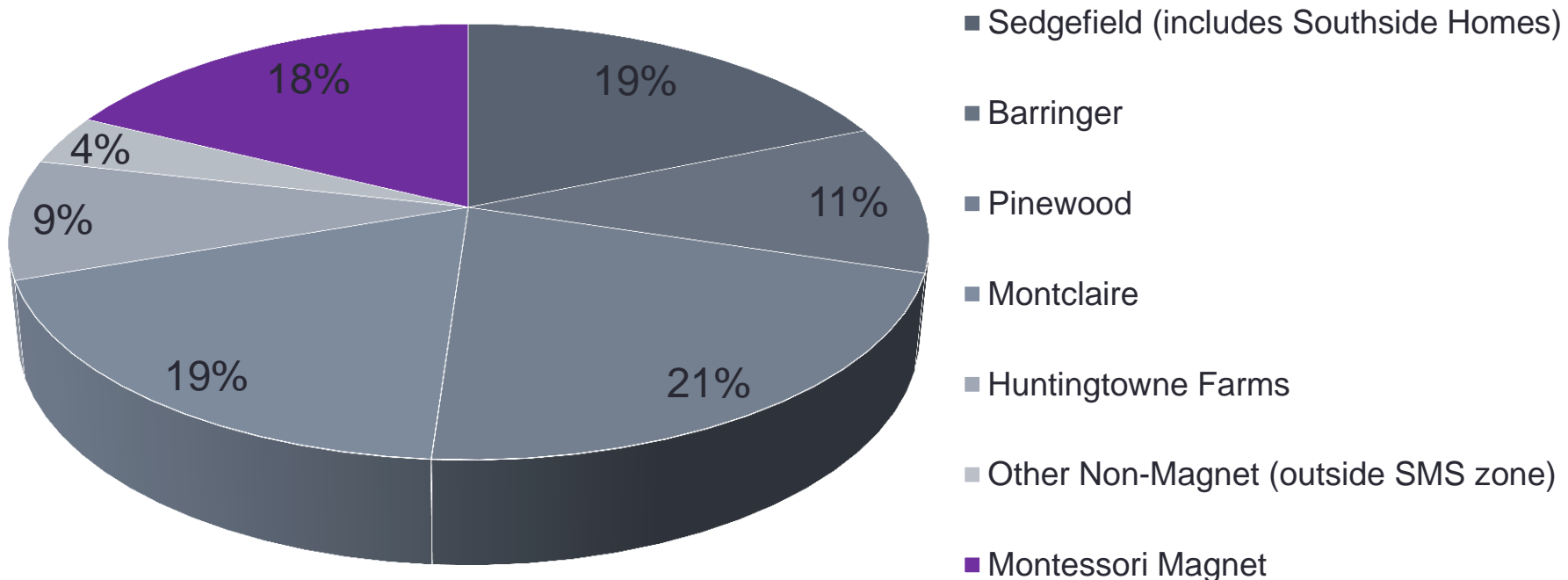
- And the following students will be assigned to middle schools other than SMS:

Effective 2018-2019	<ul style="list-style-type: none"> • Portion of Sedgefield Elementary near Marie G. Davis (Southside Homes) • Portion of Huntingtowne Farms currently assigned to SMS
Effective 2019-2020	<ul style="list-style-type: none"> • Montclair • Pinewood

- All of Barringer neighborhood attendance area and the remaining Sedgefield Elementary attendance area will continue to be assigned to SMS.

2016-2017 SMS Enrolled Students

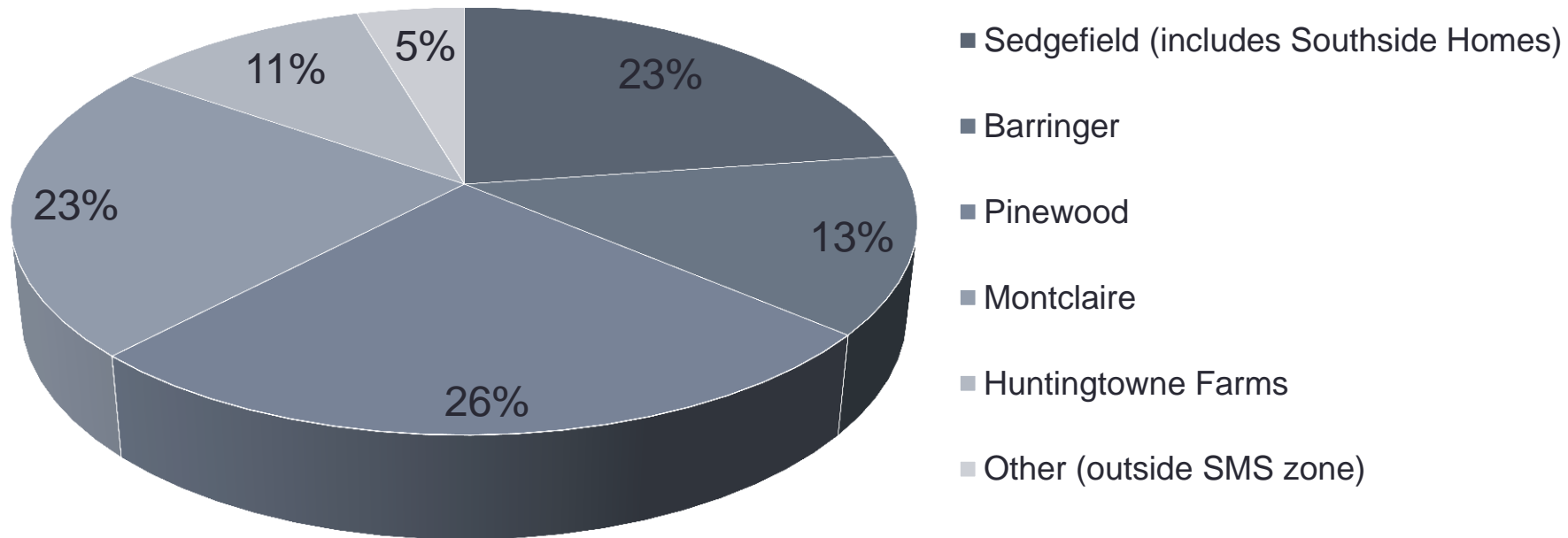
Home Elementary Schools / Montessori Program: 779 Students



2017-2018 SMS Estimated Students

- After the Montessori magnet program leaves SMS

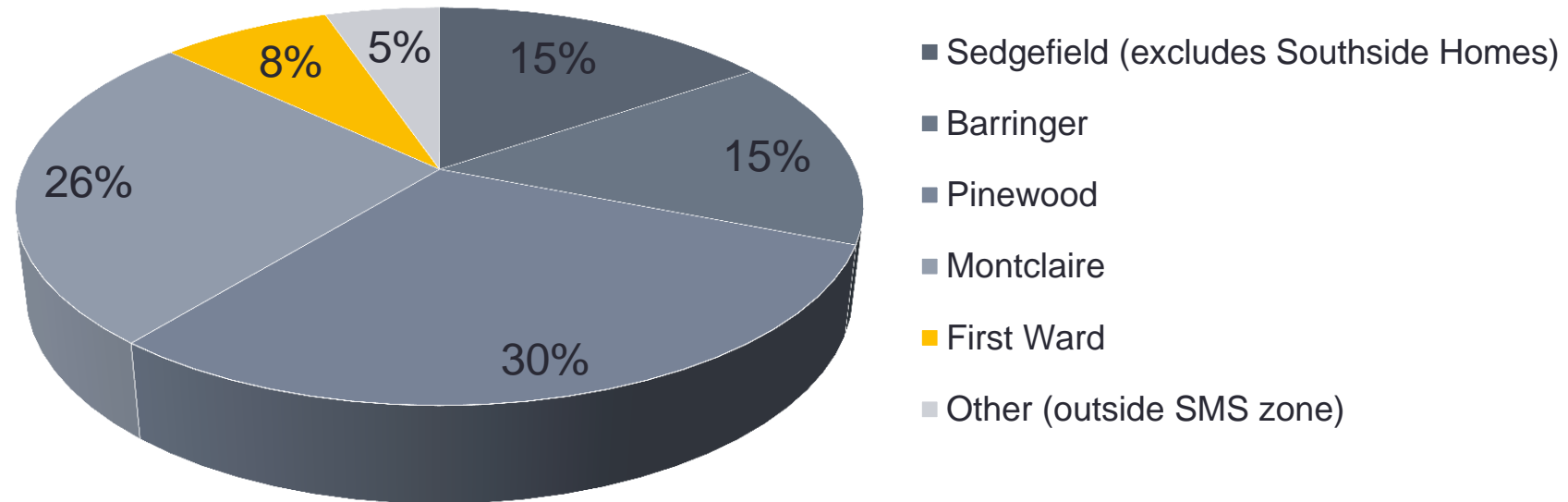
Home Elementary Schools: 641 Students



2018-2019 SMS Estimated 6th Grade Composition by Home Elementary School; Estimated Total SMS Enrollment

- SMS gains First Ward home students within I-277 loop (currently assigned to Dilworth and Ashley Park)
- SMS loses all students from Huntingtowne Farms and portion of Sedgefield Elementary to be assigned to Marie G. Davis (Southside Homes)

Home Elementary Schools: 555 Students

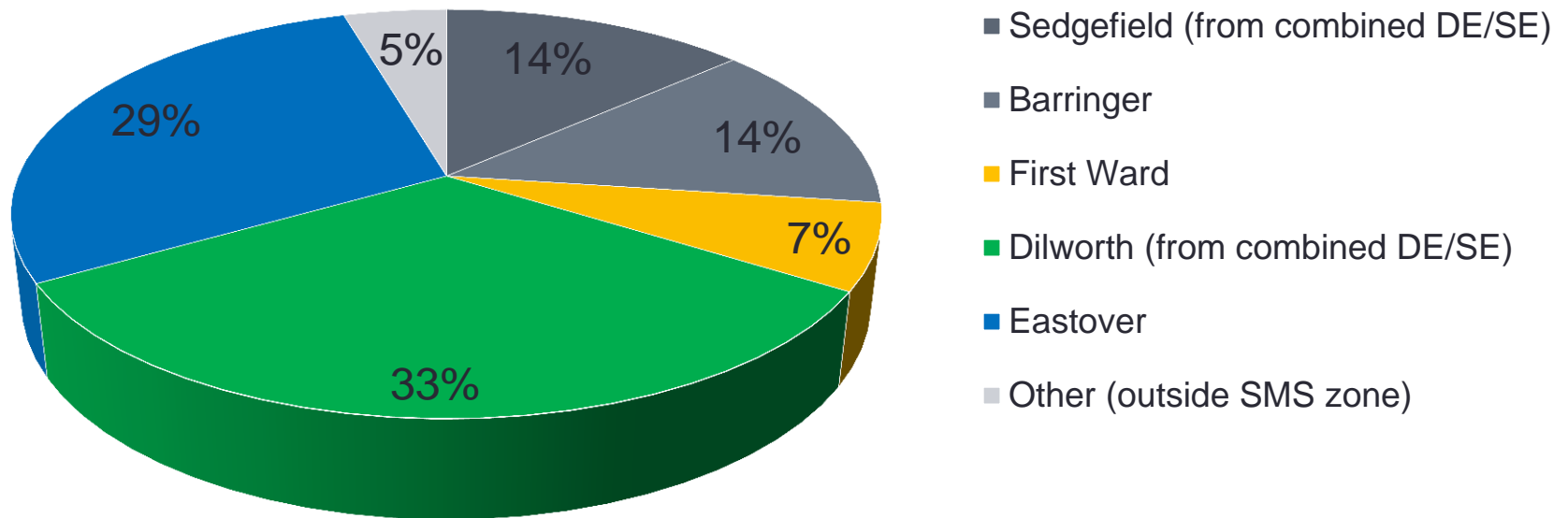


Note: pie chart percentages reflect estimated 6th grade composition

2019-2020 SMS Estimated 6th Grade Composition by Home Elementary School; Estimated Total SMS Enrollment

- SMS gains Eastover attendance area and loses all Pinewood and Montclair attendance areas
- Combined Dilworth/Sedgefield Elementary attendance areas assigned to SMS

Home Elementary Schools: 635 Students



Note: pie chart percentages reflect estimated 6th grade composition

2019-2020 SMS Sixth Grade Class

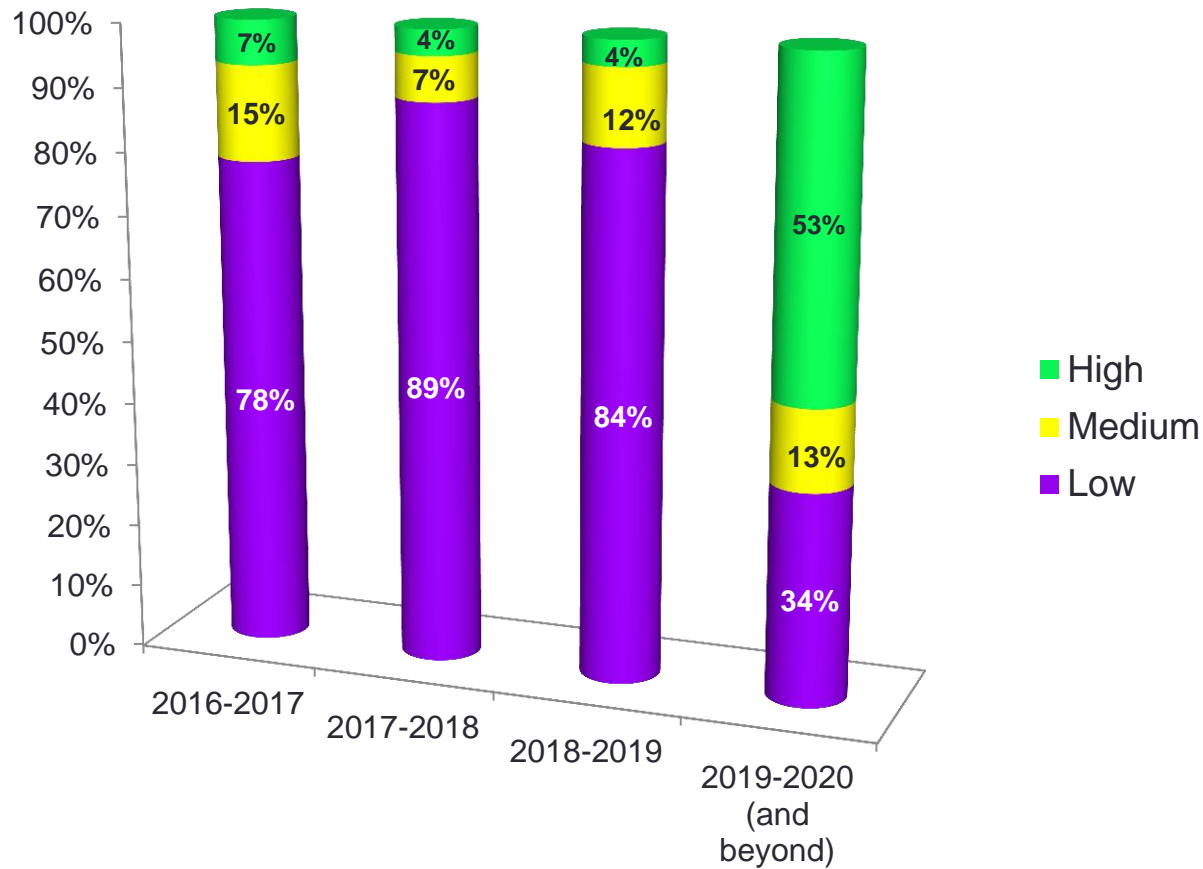
- Based on 2016-2017 CMS enrollment data, the first 6th grade class to enter SMS will be made up of approximately 68% new students, and only 32% from the 2016-2017 feeder pattern
- And 75% of the students will be coming from Eastover Elementary School or the combined Dilworth/Sedgefield Elementary School attendance areas
- This class will be dramatically different than the 2016-2017 SMS population

Socioeconomic Status (SES)

- CMS defines SES to include the following factors:
 - English Language Ability (i.e., whether or not English is “spoken” very well in the home)
 - Family Composition (i.e., is the home a single or multi-parent home)
 - Family Income
 - Home Ownership
 - Parental Education Attainment
- “High” SES is associated with educational advantages:
 - Higher incomes and parent educational attainment
 - Lower incidences of English “not spoken very well” in the home and single parent households
 - Higher instances of home ownership

Demographic Changes

Estimated 6th Grade SES Composition*



*based on 2016-2017 CMS middle school enrollment data